

<https://onsen.io/>

Onsen UI

Search the docs...

GUIDE API COMPONENTS RESOURCES NEWS

The most beautiful and efficient way to develop HTML5 hybrid and mobile web apps.

Change View

GET STARTED

DOWNLOAD 2.10.6

★ Star 7,220

Libraries for framework users

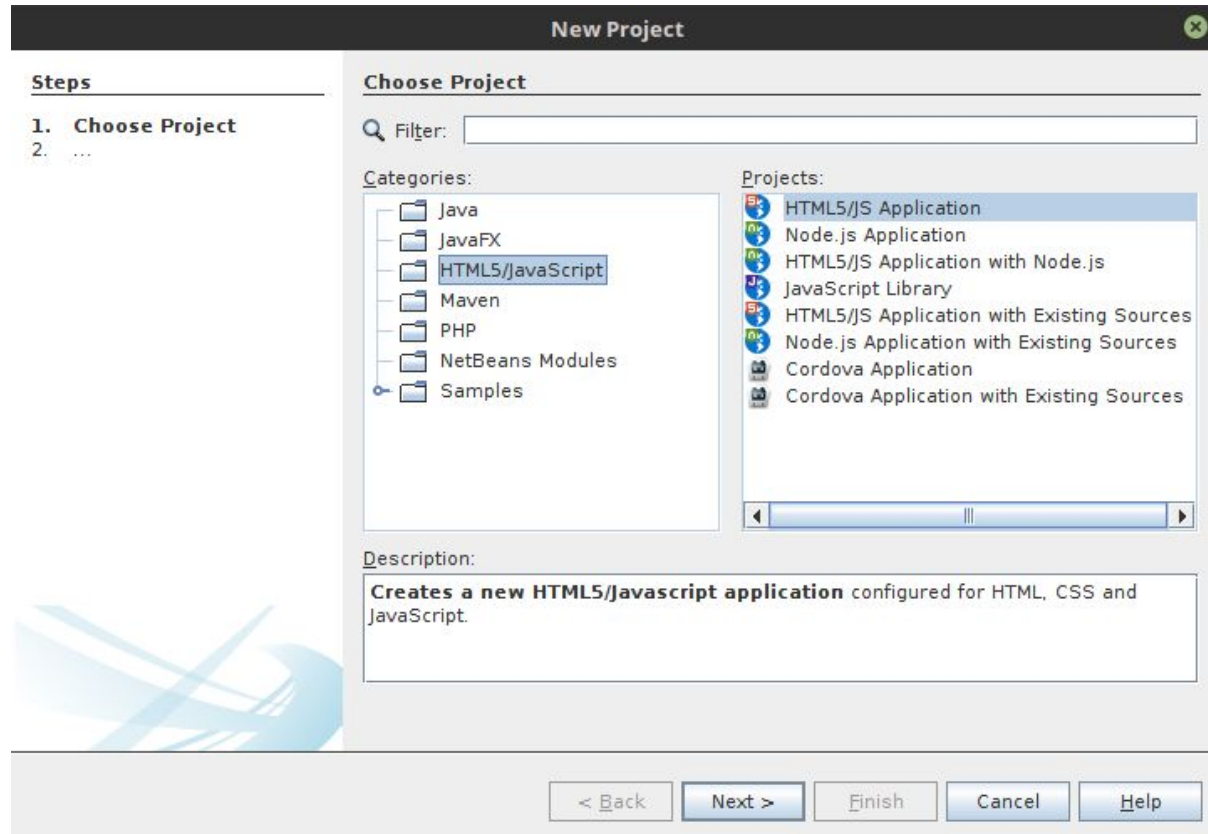
AngularJS 1 Angular 2+ React Vue

Try it on your phone at onsen.io/demo

IDE

- **Netbeans (<https://netbeans.org/>)**
- Eclipse
- Geany
- Gedit
- PSPad
- Vim
- Visual Studio

Netbeans - New Project



Index.html (CDN served files)

```
<!DOCTYPE html>
<html>
<head>
  <link rel="stylesheet" href="https://unpkg.com/onsenui/css/onsenui.css">
  <link rel="stylesheet" href="https://unpkg.com/onsenui/css/onsen-css-components.min.css">
  <script src="https://unpkg.com/onsenui/js/onsenui.min.js"></script>
  <script src="https://unpkg.com/jquery/dist/jquery.min.js"></script>
</head>
<body>

</body>
</html>
```

Pages

```
<ons-page id="page1">
```

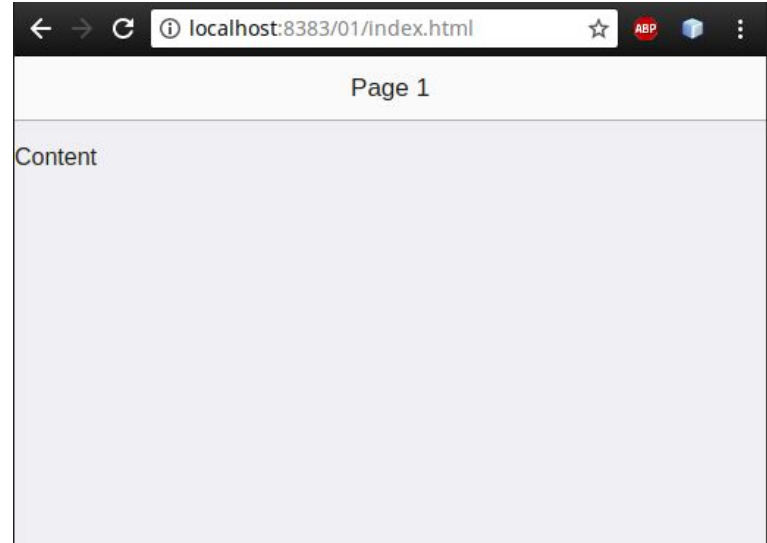
```
  <ons-toolbar>
```

```
    <div class="center">Page 1</div>
```

```
  </ons-toolbar>
```

```
  <p> Content </p>
```

```
</ons-page>
```



Pages, Buttons

```
<ons-page id="page1">
```

```
  <ons-toolbar>
```

```
    <div class="center">Page 1</div>
```

```
  </ons-toolbar>
```

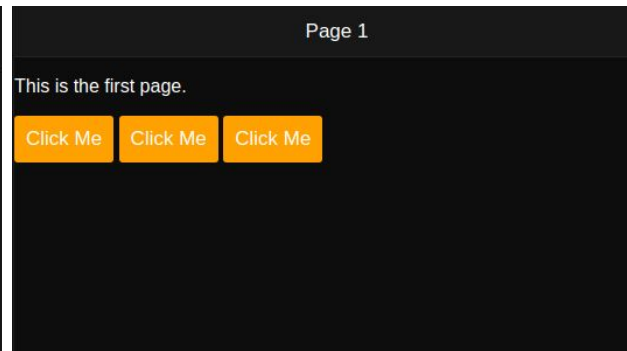
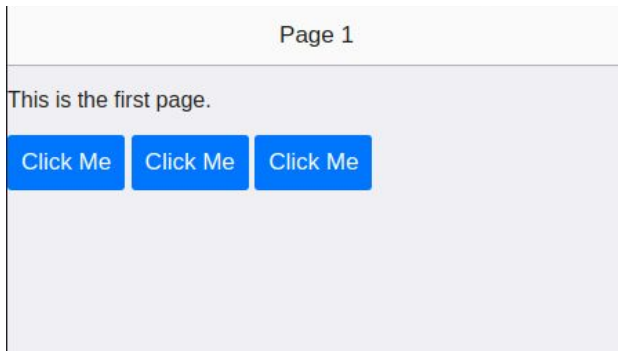
```
  <p>This is the first page.</p>
```

```
    <ons-button id="push-button-1">Click Me</ons-button>
```

```
    <ons-button id="push-button-2" onclick="alert('Hello World!')">Click Me</ons-button>
```

```
    <ons-button id="push-button-3" onclick="ons.notification.alert('Hello World!')">Click  
Me</ons-button>
```

```
</ons-page>
```



Theme Roller - <https://onsen.io/theme-roller/>

Onsen UI VERSION

2.10.6

THEME PRESET

Default

Old theme

Dark theme

Customize

PLATFORMS

All

iOS

Android

CATEGORIES

Action Sheet

Alert Dialog

Button

Card

Checkbox

Dialog

Fab

List

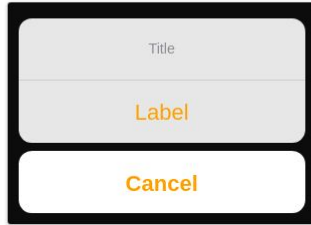
Modal

Notification


Popover

Progress Bar

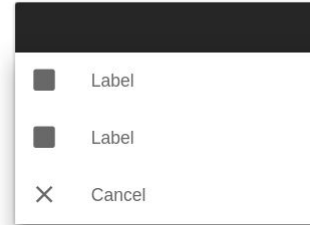
Action Sheet



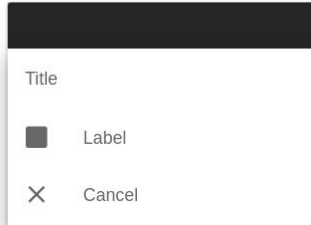
Action Sheet



Action Sheet with Delete Label



Material Action Sheet



Material Action Sheet with Title



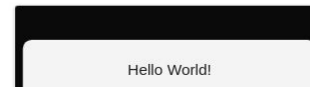
Alert Dialog



Alert



Hello World!



Bulk Edit

Clear



GENERAL VARIABLES

- background
- MD background
- border
- highlight
- second highlight
- sub text
- tap highlight
- text
- MD text

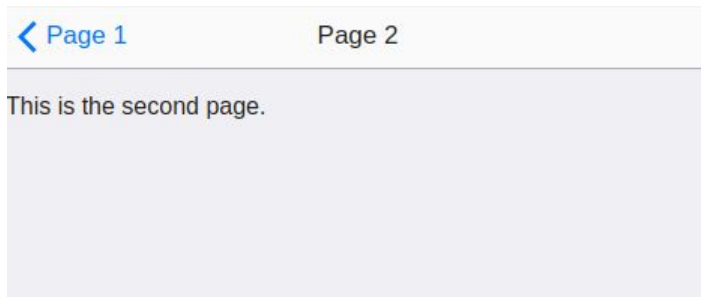
COMPONENT VARIABLES

- action sheet button act...
- action sheet button ba...
- action sheet button
- action sheet button de...
- action sheet button se...
- action sheet cancel but...

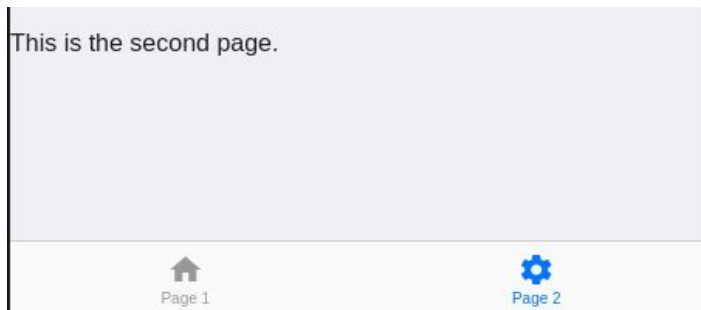
Download

Multiple Pages

Navigator



Tab Bar



Splitter



Multiple Pages

Using `<template>` elements inside `index.html`

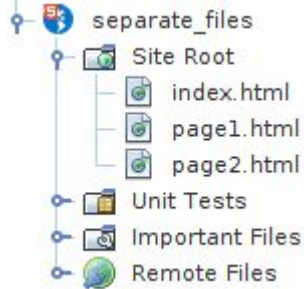
```
<ons-tabbar swipeable position="auto">
  <ons-tab page="page1.html" label="Page 1" icon="md-home" active>
  </ons-tab>
  <ons-tab page="page2.html" label="Page 2" icon="md-settings" >
  </ons-tab>
</ons-tabbar>
```

```
<template id="page1.html">
  <ons-page id="page1">
    Content
  </ons-page>
</template>
```

```
<template id="page2.html">
  <ons-page id="page2">
    Content
  </ons-page>
</template>
```

Multiple Pages

Separate files: *.html files that contain a single on-page

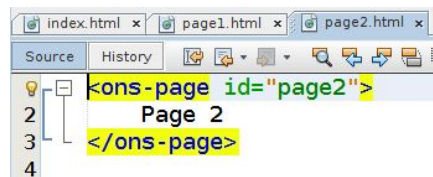
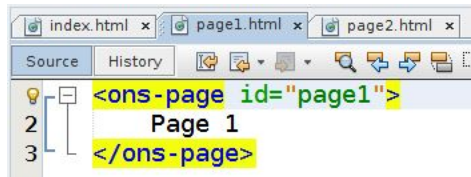


```
<!DOCTYPE html>
<html>
<head>
  <link rel="stylesheet" href="https://unpkg.com/onsenui/css/onsenui.css">
  <link rel="stylesheet" href="https://unpkg.com/onsenui/css/onsen-css-components.min.css">
  <script src="https://unpkg.com/onsenui/js/onsenui.min.js"></script>
  <script src="https://unpkg.com/jquery/dist/jquery.min.js"></script>
</head>

<body>

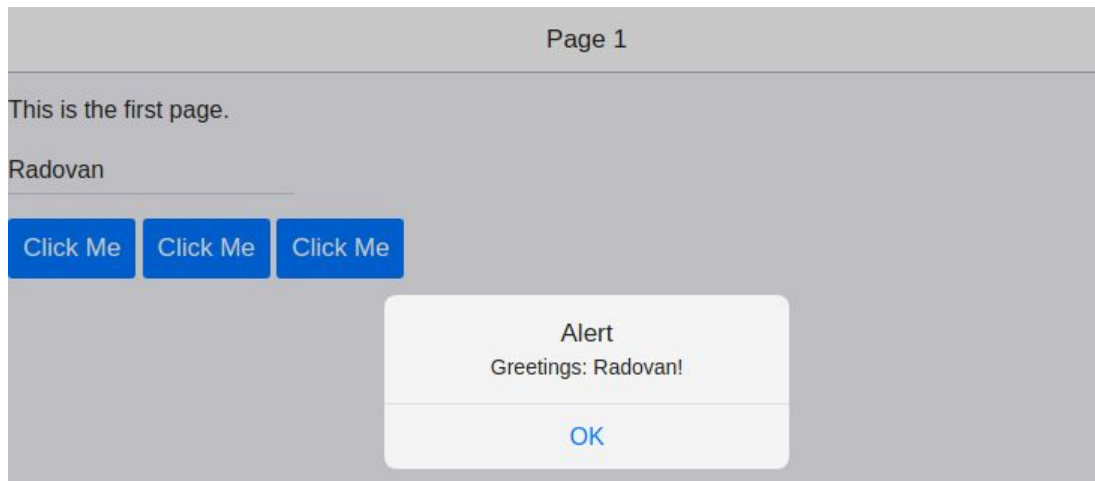
<ons-tabbar swipeable position="auto">
  <ons-tab page="page1.html" label="Page 1" icon="md-home" active>
  </ons-tab>
  <ons-tab page="page2.html" label="Page 2" icon="md-settings" >
  </ons-tab>
</ons-tabbar>

</body>
</html>
```



Procvičování - dynamický

- Po vytvoření stránky zaregistruje akci na klik na tlačítku ***push-button-1***
- Po kliknutí zkontroluje, zda je vstup vyplněn (***msg*** vyplněno) - pokud ne, upozorní
- Jinak zobrazí dialog s textem



Procvičování - dynamický - notifikace

- Po vytvoření stránky zaregistruje akci na klik na tlačítku **push-button-1**
- Po kliknutí zkontroluje, zda je **msg** vyplněno - pokud ne, upozorní
- Jinak zobrazí alert s textem

```
<!DOCTYPE html>
<html>
<head>
  <link rel="stylesheet" href="https://unpkg.com/onsenui/css/onsenui.css">
  <link rel="stylesheet" href="https://unpkg.com/onsenui/css/onsen-css-components.min.css">
  <script src="https://unpkg.com/onsenui/js/onsenui.min.js"></script>
  <script src="https://unpkg.com/jquery/dist/jquery.min.js"></script>
  <script src="js/greeter.js"></script>
</head>
<body>
<ons-page id="page1">
  <ons-toolbar>
    <div class="center">Page 1</div>
  </ons-toolbar>
  <p id="p1">This is the first page.</p>
  <p>
    <ons-input id="msg" modifier="underbar" placeholder="Message" float></ons-input>
  </p>
  <ons-button id="push-button-1">Click Me</ons-button>
  <ons-button id="push-button-2" onclick="alert('Hello World!')">Click Me</ons-button>
  <ons-button id="push-button-3" onclick="ons.notification.alert('Hello World!')">Click Me</ons-button>
</ons-page>
</body>
</html>
```

```
1 document.addEventListener("init", function(event) {
2   var page = event.target;
3
4   if (page.id === "page1")
5   {
6     $("#push-button-1").on("click", function(e)
7     {
8       var msg = $("#msg").val();
9       if(msg === "")
10      {
11        ons.notification.alert('You did not fill your name');
12      }
13      else
14      {
15        ons.notification.alert("Greetings: " + msg + "!");
16      }
17    });
18  }
19});
```

Procvičování - dynamický - dialog

- Po vytvoření stránky zaregistruje akci na klik na tlačítku **push-button-1**
- Po kliknutí zkontroluje, zda je **msg** vyplněno - pokud ne, upozorní
- Jinak zobrazí dialog s textem

```
1 <!DOCTYPE html>
2 <html>
3 <head>
4   <link rel="stylesheet" href="https://unpkg.com/onsenui/css/onsenui.css">
5   <link rel="stylesheet" href="https://unpkg.com/onsenui/css/onsen-css-components.min.css">
6   <script src="https://unpkg.com/onsenui/js/onsenui.min.js"></script>
7   <script src="https://unpkg.com/jquery/dist/jquery.min.js"></script>
8   <script src="js/greeter1.js"></script>
9
10 </head>
11 <body>
12
13 <ons-page id="page1">
14
15   <ons-toolbar>
16     <div class="center">Page 1</div>
17   </ons-toolbar>
18
19   <p>
20     <ons-input id="msg" modifier="underbar" placeholder="Message" float></ons-input>
21   </p>
22
23   <ons-button id="push-button-1">Click Me</ons-button>
24   <ons-button id="push-button-2" onclick="alert('Hello World!')">Click Me</ons-button>
25   <ons-button id="push-button-3" onclick="ons.notification.alert('Hello World!')">Click Me</ons-button>
26 </ons-page>
27
28
29
30 <template id="dialog.html">
31   <ons-dialog id="my-dialog">
32     <div style="text-align: center; padding: 10px;">
33       <p id="p1"></p>
34
35       <p>
36         <ons-button onclick="hideDialog('my-dialog')">Close</ons-button>
37       </p>
38     </div>
39   </ons-dialog>
40 </template>
41
42 </body>
43 </html>
```

```
1 document.addEventListener('init', function(event) {
2   var page = event.target;
3
4   if (page.id === 'page1')
5   {
6     $("#push-button-1").on("click", function(e)
7     {
8       var msg = $("#msg").val();
9       if(msg === "" || msg === undefined)
10      {
11        ons.notification.alert('You did not fill your name!');
12      }
13      else
14      {
15        showTemplateDialog(msg);
16      }
17    });
18  }
19 });
20
21 var showTemplateDialog = function(msg) {
22   var dialog = document.getElementById('my-dialog');
23
24   if (dialog)
25   {
26     $("#p1").text('Greetings: ' + msg + " !");
27     dialog.show();
28   }
29   else
30   {
31     ons.createElement('dialog.html', { append: true })
32     .then(function(dialog)
33     {
34       $("#p1").text('Greetings: ' + msg + " !");
35       dialog.show();
36     });
37   }
38 };
39
40 var hideDialog = function(id) {
41   document
42     .getElementById(id)
43     .hide();
44 };
```